

Top 10 Reasons to Upgrade to AutoCAD 2010 Software

More Power, More Innovation

With AutoCAD® 2010 software, you can tackle your most challenging problems with ease.

Your designs can now exist in any shape imaginable, thanks to free-form design tools. Many critical features have been automated, making your workflow more efficient and the move to 3D design even smoother. Sharing and working on projects with colleagues has never been easier, thanks to multiple enhancements to our PDF capabilities, and the exciting addition of 3D printing.

With these and countless other new capabilities you've been asking for, AutoCAD 2010 takes any idea and turns it into reality faster than ever before.

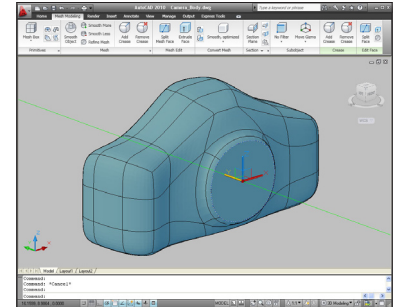
It's time to take design further. It's time for AutoCAD 2010.

For more information about AutoCAD, go to www.autodesk.com/autocad.

1 Explore Design Ideas with 3D Free-Form Conceptual Design Tools

With the new free-form design tools in AutoCAD 2010, you now have the power to design ideas in almost any form you can imagine. Effortlessly select faces, edges, or vertices within a 3D object using the new subobject selection filters. The enhanced 3D Gizmos enable you to edit your designs with precision by constraining the movement, rotation, or scale of selected objects to a specified axis or plane.

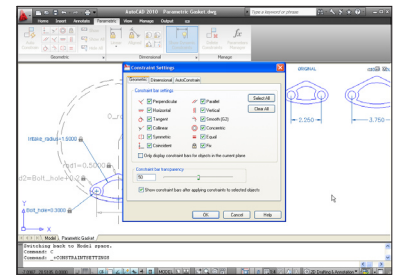
RESULT: Explore ideas more fully in 3D with intuitive tools.



2 Slash Revision Time with Parametric Drawing

Dramatically slash your design revision time with new parametric drawing tools. Now, you can constrain drawing objects based on design intent—ensuring that specific relationships and measurements remain persistent even as objects are modified. With both geometric and dimensional constraints, AutoCAD 2010 is your answer to those time-consuming revision requests!

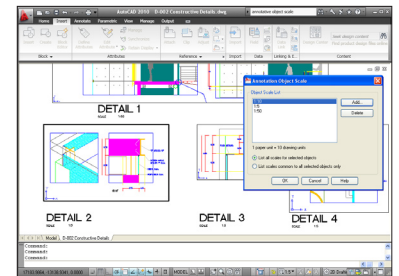
RESULT: Drawing revisions are a breeze with AutoCAD 2010.



3 Eliminate Headaches with Annotation Scaling Tools

Spend less time creating and managing multiple items across multiple layers. With annotation scaling tools introduced in AutoCAD 2008 software, you can create a single annotative-type object that automatically resizes to reflect the current viewport or model-space scale. Automated scaling of text, dimensions, blocks, hatches, and linetypes make managing annotations simpler than ever before. Those annotation headaches are a thing of the past.

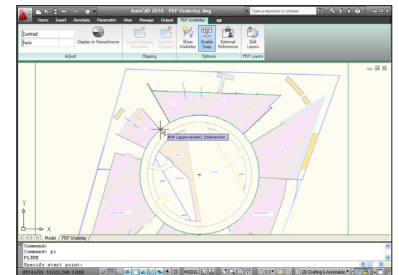
RESULT: Easily manage annotations, saving critical time and reducing errors.



4 Attach PDF Files as Drawing Underlays. Finally!

A top customer wish-list request, AutoCAD 2010 enables you use design data from PDF files in your AutoCAD designs. With the new capabilities, you simply attach a PDF file to an AutoCAD drawing—in the same, familiar way you attach DWG™, DWF™, DGN, and image files. You can even snap to key points on PDF geometry using familiar object snaps, making reuse of old designs that much easier.

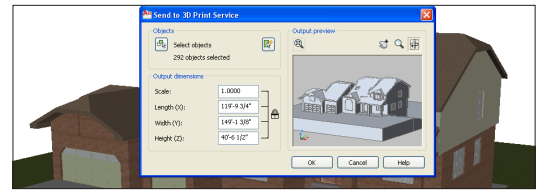
RESULT: Improve collaboration and save time by reusing existing PDF-based design data.



5 Make Real Models with 3D Printing in AutoCAD 2010 software

Do more than just visualize your designs—make them real. Output your 3D models directly to your 3D printer, or connect through AutoCAD to an online service provider. Impress clients—and add a serious “wow” factor to your presentations—with physical models of your ideas.

RESULT: Visualize your designs more powerfully with 3D-printed models.



6 Take Productivity to New Heights with the Enhanced Ribbon Interface

The newly enhanced ribbon interface helps increase your overall drafting productivity, as its context-sensitive behavior requires fewer clicks to reach a command. It presents command options in a concise visual format, so you can quickly make selections that suit the work you're doing. The ribbon is both customizable and expandable, so it can be optimized for each user and to meet each company's standards. With this intuitive user interface, you'll reach new heights of productivity.

RESULT: Increased productivity with minimal effort.



7 Maintain Block Data with Dynamic Attribute Extraction Tools

Enhancements made in AutoCAD 2008 to the Attribute Extraction wizard make it easier for you to use and maintain block data. Exclude blocks without attributes, exclude general block properties, and sort by the type of block properties when specifying the data to extract. Extract block data directly to an AutoCAD table and apply table styles.

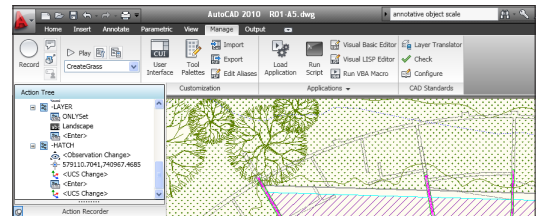
RESULT: Dynamic attribute extraction tools make block data easier to manage.

ITEM	MANUFACTURER	PART NO.	DESCRIPTION	COST
1	ADIS	CUT		\$ 234.00
2	ADIS	Copy		\$ 56.00
3	ADIS	Recess Input		\$ 234.00
4	ADIS	Cell Style		\$ 525.00
5	ADIS	Alignment	RED HOLLOW SECTION	\$ 324.00
6	ADIS	Borders...	RED HOLLOW SECTION	\$ 324.00
7	ADIS	Loading	RED HOLLOW SECTION	\$ 324.00
8	ADIS	Data Format...	RED HOLLOW SECTION	\$ 45.00
9	ADIS	Modify Cell	RED HOLLOW SECTION	\$ 234.00
10	ADIS	Remove All Property Overrides		
11	ADIS	Data Link	Download Changes from Source File	
12	ADIS	Insert	Open Data Link File...	
13	ADIS	Edit Text	Open Data Link File...	
14	ADIS	Manage Content...	Open Data Link File...	
15	ADIS	Delete Content	Detach Data Link...	\$ 789.00
16	ADIS	Columns		\$ 54.00
17	ADIS	Rows		\$ 78.00
18	ADIS	Merge	DLT	\$ 234.00
19	ADIS	Unmerge		\$ 789.00
20	ADIS	Properties	LN	\$ 23.00

8 Automate Repetitive Tasks with the Action Recorder

Save time and increase your productivity by automating repetitive tasks without requiring the assistance of a CAD manager. Introduced in AutoCAD 2009, the Action Recorder lets you record tasks, add text messages, and request user input, then quickly select and play back recorded macros. And share your macro files with other users—bringing productivity improvements to your whole workteam!

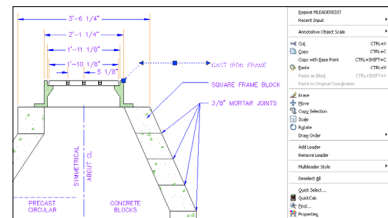
RESULT: Increased productivity with minimal effort.



9 Create, Edit, and Provide Consistency Across Leaders

With multileader tools, creating and editing leaders is a breeze. Define multileader styles to provide consistency across leaders, add multiple leader lines to a single leader object, and even include bubbles or blocks as leader content. Originally introduced in AutoCAD 2008, multileader tools allow definition of multiple segments, leading or trailing position of text, and leader format. And notes and leaders can be automatically aligned as a group, making leader updates easier than ever.

RESULT: Save time and increase the consistency of leader annotations.



10 Dynamic Blocks

Save time and standardize drawings with ease. With Dynamic Blocks, you no longer have to redraw repetitive standard components, and you can reduce your cumbersome block libraries in the process. Dynamic Blocks make individual block geometry editable and eliminate the need to define a new block for every variation of shape and size. The powerful Dynamic Block functionality in AutoCAD 2010 makes working with blocks faster and more efficient than ever before. You can properly orient a block reference as you insert it, and modify its appearance without editing the block definition or erasing and inserting a different block.

RESULT: No more redrawing repetitive, standard components.

